

Surface Mount Schottky Barrier Diodes

 Lead(Pb)-Free

Feature:

- * Small surface mounting type
- * High Reliability

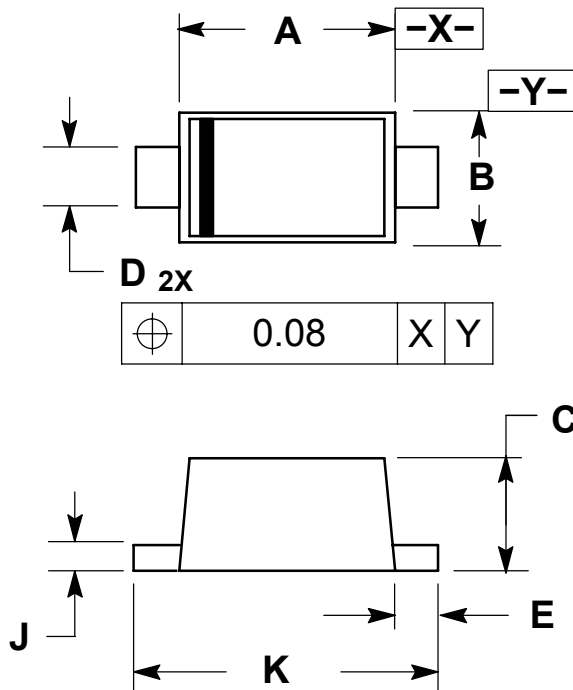
**SMALL SIGNAL
SCHOTTKY DIODES
200m AMPERES
30 VOLTS**



SOD-723

SOD-723 Outline Dimensions

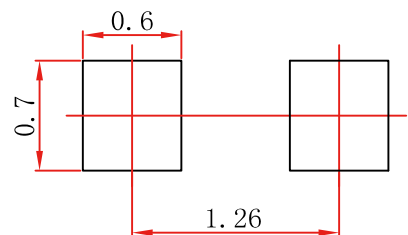
Unit:mm



SOD-723		
Dim	Min	Max
A	0.90	1.10
B	0.55	0.65
C	0.525	0.65
D	0.25	0.35
E	0.15	0.25
J	0.08	0.15
K	1.35	1.45

PIN 1. CATHODE
2. ANODE

Suggested Pad Layout




Maximum Ratings ($T_A=25^{\circ}\text{C}$ Unless otherwise noted)

Characteristic	Symbol	Value	Unit
DC Reverse Voltage	V_R	30	V
Average Rectifier Forward Current	I_O	200	mA
Peak Forward Surge Current	I_{FSM}	1	A
Power dissipation	P_D	100	mW
Thermal Resistance Junction to Ambient	$R_{\theta JA}$	1000	$^{\circ}\text{C}/\text{W}$
Operation Junction Temperature Range	T_J	125	$^{\circ}\text{C}$
Storage Temperature Range	T_{stg}	-55 to +150	$^{\circ}\text{C}$

Electrical Characteristics ($T_A=25^{\circ}\text{C}$ Unless otherwise noted)

Characteristic	Symbol	Min	Typ	Max	Unit
Forward Voltage $I_F=10\text{mA}$ $I_F=200\text{mA}$	V_{F1}			0.35	V
	V_{F2}			0.5	
Reverse Leakage $V_R=10\text{V}$	I_R	-	-	10	μA

Device Marking

Item	Marking	Equivalent Circuit diagram
WSD521G	F	

Electrical Characteristic Curves ($T_A = 25^\circ\text{C}$)

