

Surface Mount Zener Diodes

(Pb) Lead(Pb)-Free

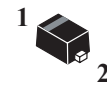
Features:

- *150mw Power Dissipation
- *Ideal for Surface Mounted Application
- *Zener Breakdown Voltage Range 2.4V to 75V
- *ESD Rating of Class 3(>16kv)per Human Body Model

Mechanical Data:

- *Case : SOD-523 Molded plastic
- *Terminals: Solderable per MIL-STD-202, Method 208
- *Polarity: Cathode Indicated by Polarity Band
- *Marking: Marking Code (See Table on Page 3)

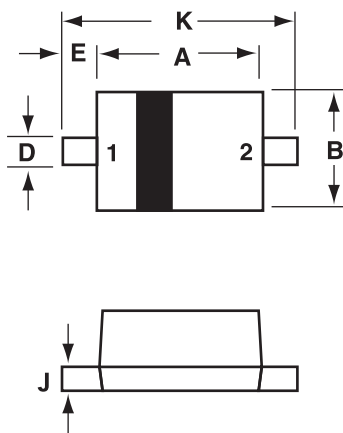
**SMALL SIGNAL
ZENER DIODES
150m WATTS**



SOD-523

SOD-523 Outline Dimensions

Unit:mm



SOD-523		
Dim	Min	Max
A	1.10	1.30
B	0.70	0.90
C	0.50	0.70
D	0.25	0.35
E	0.15	0.25
J	0.07	0.20
K	1.50	1.70

PIN 1. CATHODE
2. ANODE

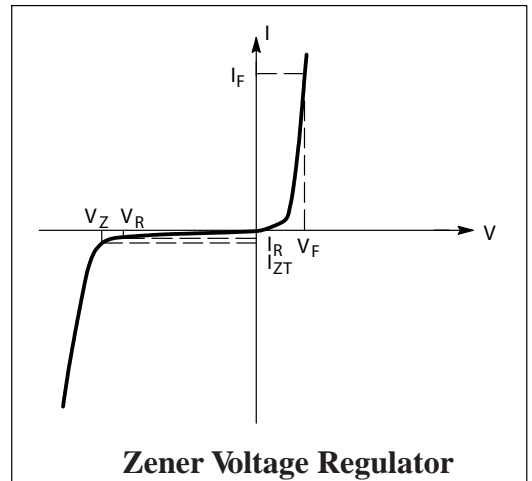
Maximum Ratings and Electrical Characteristics (TA=25 °C Unless Otherwise Noted)

Characteristics	Symbol	Value	Unit
Total Power Dissipation on FR-5 Board @TA=25 °C	PD	150	mW
Thermal Resistance Junction to Ambient Air	RθJA	625	°C/W
Forward Voltage @ IF=10mA	VF	0.9	V
Junction and Storage Temperature Range	Tj,TSTG	-65 to+150	°C

ELECTRICAL CHARACTERISTICS

(TA = 25 °C unless otherwise noted, VF = 0.9 V Max. @ IF = 10 mA)

Symbol	Parameter
VZ	Reverse Zener Voltage @ IZT
IZT	Reverse Current
ZZT	Maximum Zener Impedance @ IZT
IR	Reverse Leakage Current @ VR
VR	Reverse Voltage
IF	Forward Current
VF	Forward Voltage @ IF
θVZ	Maximum Temperature Coefficient of VZ
C	Max. Capacitance @ VR = 0 and f = 1 MHz



Device Marking

Item	Marking	Equivalent Circuit Diagram
MM5Z2V4 Series	XX=Specific Device Code (See Table on page3)	

ELECTRICAL CHARACTERISTICS ($T_A = 25^\circ\text{C}$ unless otherwise noted, $V_F = 0.9\text{ V Max.}$ @ $I_F = 10\text{ mA}$ for all types)

Device	Device Marking	Zener Voltage (Note 1)				Zener Impedance			Leakage Current		V_Z (mV/k) @ I_{ZT}		C @ $V_R = 0$ f=1MHz
		V_Z (Volts)			@ I_{ZT}	Z_{ZT} @ I_{ZT}	Z_{ZK} @ I_{ZK}		I_R @ V_R		Min	Max	
		Min	Nom	Max	mA	Ω	Ω	mA	uA	Volts	Min	Max	pF
MM5Z2V4	00	2.2	2.4	2.6	5	100	1000	1.0	50	1.0	-3.5	0	450
MM5Z2V7	01	2.5	2.7	2.9	5	100	1000	1.0	20	1.0	-3.5	0	450
MM5Z3V0	02	2.8	3.0	3.2	5	100	1000	1.0	10	1.0	-3.5	0	450
MM5Z3V3	05	3.1	3.3	3.5	5	95	1000	1.0	5	1.0	-3.5	0	450
MM5Z3V6	06	3.4	3.6	3.8	5	90	1000	1.0	5	1.0	-3.5	0	450
MM5Z3V9	07	3.7	3.9	4.1	5	90	1000	1.0	3	1.0	-3.5	-2.5	450
MM5Z4V3	08	4.0	4.3	4.6	5	90	1000	1.0	3	1.0	-3.5	0	450
MM5Z4V7	09	4.4	4.7	5.0	5	80	800	1.0	3	2.0	-3.5	0.2	260
MM5Z5V1	0A	4.8	5.1	5.4	5	60	500	1.0	2	2.0	-2.7	1.2	225
MM5Z5V6	0C	5.2	5.6	6.0	5	40	200	1.0	1	2.0	-2.0	2.5	200
MM5Z6V2	0E	5.8	6.2	6.6	5	10	100	1.0	3	4.0	0.4	3.7	185
MM5Z6V8	0F	6.4	6.8	7.2	5	15	160	1.0	2	4.0	1.2	4.5	155
MM5Z7V5	0G	7.0	7.5	7.9	5	15	160	1.0	1	5.0	2.5	5.3	140
MM5Z8V2	0H	7.7	8.2	8.7	5	15	160	1.0	0.7	5.0	3.2	6.2	135
MM5Z9V1	0K	8.5	9.1	9.6	5	15	160	1.0	0.2	7.0	3.8	7.0	130
MM5Z10V	0L	9.4	10	10.6	5	20	160	1.0	0.1	8.0	4.5	8.0	130
MM5Z11V	0M	10.4	11	11.6	5	20	160	1.0	0.1	8.0	5.4	9.0	130
MM5Z12V	0N	11.4	12	12.7	5	25	80	1.0	0.1	8.0	6.0	10	130
MM5Z13V	0P	12.4	13.25	14.1	5	30	80	1.0	0.1	8.0	7.0	11	120
MM5Z15V	0T	14.3	15	15.8	5	30	80	1.0	0.05	10.5	9.2	13	110
MM5Z16V	0U	15.3	16.2	17.1	2	40	80	1.0	0.05	11.2	10.4	14	105
MM5Z18V	0W	16.8	18	19.1	2	45	80	1.0	0.05	12.6	12.4	16	100
MM5Z20V	0Z	18.8	20	21.2	2	55	100	1.0	0.05	14.0	14.4	18	85
MM5Z22V	10	20.8	22	23.3	2	55	100	1.0	0.05	15.4	16.4	20	85
MM5Z24V	11	22.8	24.2	25.6	2	70	120	1.0	0.05	16.8	18.4	22	80
MM5Z27V	12	25.1	27	28.9	2	80	300	1.0	0.05	18.9	21.4	25.3	70
MM5Z30V	14	28	30	32	2	80	300	1.0	0.05	21.0	24.4	29.4	70
MM5Z33V	18	31	33	35	2	80	300	1.0	0.05	23.2	27.4	33.4	70
MM5Z36V	19	34	36	38	2	90	500	1.0	0.05	25.2	30.4	37.4	70
MM5Z39V	20	37	39	41	2	130	500	1.0	0.05	27.3	33.4	41.2	45
MM5Z43V	21	40	43	46	1	150	500	1.0	0.05	30.1	37.6	46.6	40
MM5Z47V	1A	44	47	50	1	170	500	1.0	0.05	32.9	42.0	51.8	40
MM5Z51V	1C	48	51	54	1	180	500	1.0	0.05	35.7	46.6	57.2	40
MM5Z56V	1D	52	56	60	1	200	500	1.0	0.05	39.2	52.2	63.8	40
MM5Z62V	1E	58	62	66	1	215	500	1.0	0.05	43.4	58.8	71.6	35
MM5Z68V	1F	64	68	72	1	240	500	1.0	0.05	47.6	65.6	79.8	35
MM5Z75V	1G	70	75	79	1	255	500	1.0	0.05	52.5	73.4	88.6	35

1. Zener voltage is measured with a pulse test current I_Z at an ambient temperature of 25°C .